



Domestic Violence in Alabama

2018



A PUBLICATION OF THE
ALABAMA LAW ENFORCEMENT AGENCY
CRIMINAL JUSTICE SERVICES DIVISION

Domestic Violence

This report was produced by the Criminal Justice Services Division of the Alabama Law Enforcement Agency. Data presented in this report were provided by the CJIS Administration Division of ALEA for the calendar year of 2018. For purposes of this report, domestic violence is indicated when the relationship of the victim and offender is husband, wife, common-law spouse, ex-husband, ex-wife, girlfriend, boy-friend, ex-girlfriend, or ex-boyfriend. Statistics contained within this report include adult and juvenile victims.



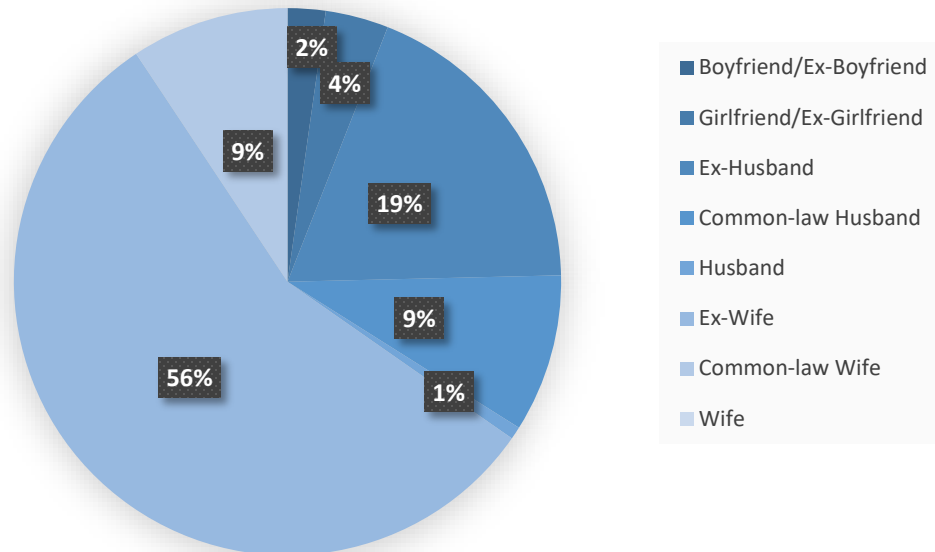
Alabama Law Enforcement Agency

Hal Taylor, Secretary of Law Enforcement

The Alabama Law Enforcement Agency (ALEA) was created by Act 2013-67 and represents the consolidation and realignment of 12 state law enforcement agencies/functions into one entity. ALEA is responsible for the functions and missions of the Alabama Department of Homeland Security, Department of Public Safety, Alabama Bureau of Investigation, Fusion Center, Criminal Justice Information Center, Marine Police, Alcoholic Beverage Control Board Enforcement, Department of Revenue Enforcement, Forestry Commission Investigations, Agricultural and Industry Investigations, Public Service Commission Enforcement, and Office of Prosecution Service Computer Forensics Lab.

2018

Relationship of Victim to Offender

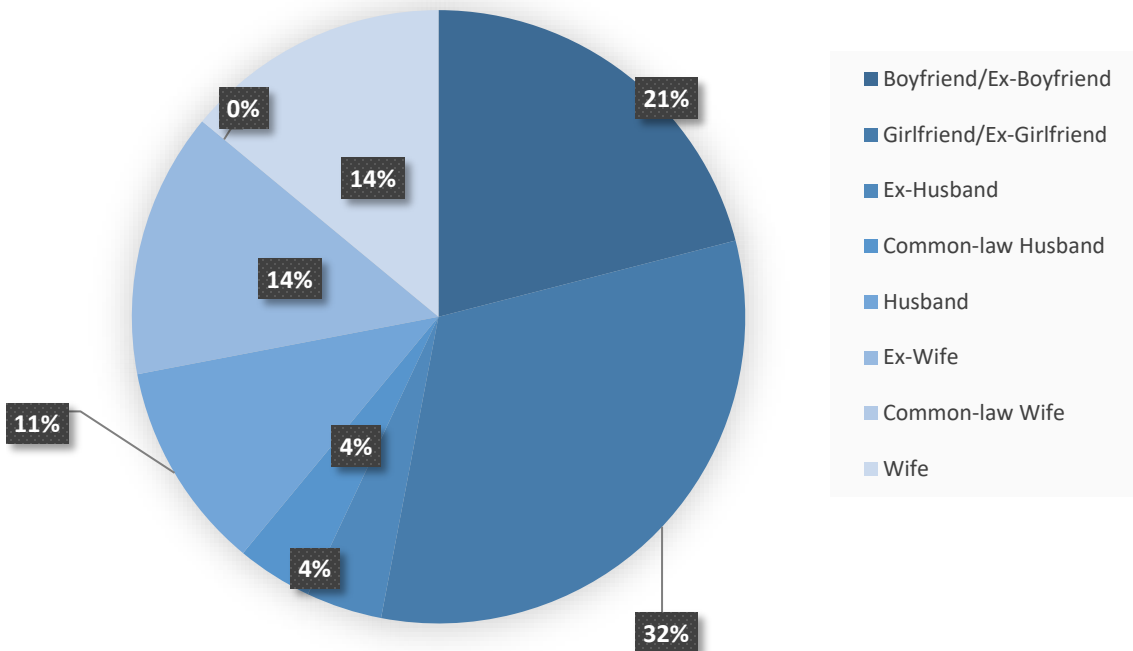


- Of the **24,816** violent offenses* reported in 2018, **10 percent** were domestic violence incidents. Domestic violence was indicated in **4,207** offenses reported: in **28** homicides; **265** rapes; **106** robberies; and in **3,808** aggravated assaults. **2,548** incidents of domestic violence were cleared for a **61 percent** clearance rate. **30 percent** of the clearances were exceptional, i.e. lack of prosecution.
- There were **30,956** domestic simple assaults, which represent **39 percent** of all simple assaults reported in 2018. **18,874** domestic simple assaults were cleared for a **61 percent** clearance rate. **56 percent** of the clearances were exceptional.
- **80 percent** of the victims were females, and **20 percent** were males. **48 percent** of the victims were black, and **49 percent** were white. In **76 percent** the offender was male.
- A firearm was the weapon used in **7 percent** of the offenses; hands, fists or feet were used as a weapon in **58 percent**; a knife was the weapon used in **12 percent**; and other dangerous weapons were used in **23 percent**.
- **80 percent** of the offenses occurred at a residence; **6 percent** occurred in a highway, street or alley; **4 percent** occurred in a parking lot; **2 percent** occurred in a hotel or motel; and **8 percent** occurred in all other locations.
- In **22 percent** of domestic violence offenses, the victim was the wife/ex-wife of the offender; in **41 percent** the victim was the girlfriend/ex-girlfriend of the offender.

*Excluding simple assaults

Homicide

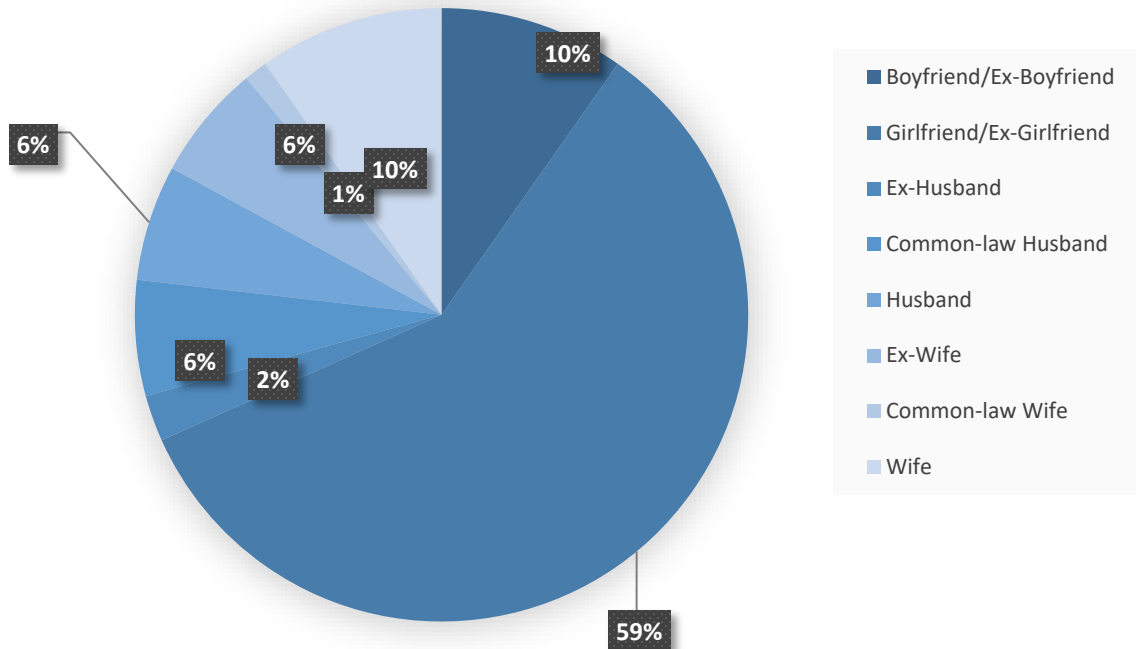
Relationship of Victim to Offender



- There were **28** domestic homicides reported in 2018, representing **7 percent** of the **387** homicides reported in Alabama for that year. **18** domestic homicides were cleared for a **64 percent** clearance rate.
- **32 percent** of the victims were males, and **68 percent** were females. **50 percent** of the victims were black, and **50 percent** were white.
- A firearm was the weapon used in **64 percent** of the homicides; a knife was the weapon used **0 percent**; hands, fists or feet were used as a weapon in **14 percent**; and other dangerous weapons were used in **22 percent**.
- In **29 percent** of the homicides the victim was the wife or ex-wife of the offender; in **14 percent** the victim was the husband or ex-husband; in **32 percent** the victim was the girlfriend or ex-girlfriend; and in **21 percent** of the homicides the victim was the boyfriend or ex-boyfriend of the offender.
- **86 percent** of the homicides occurred at a residence; **7 percent** occurred in a highway, street or alley; and **7 percent** occurred in other locations.
- In **38 percent** of the homicides the offender was white; and in **57 percent** the offender was a male.

Rape

Relationship of Victim to Offender

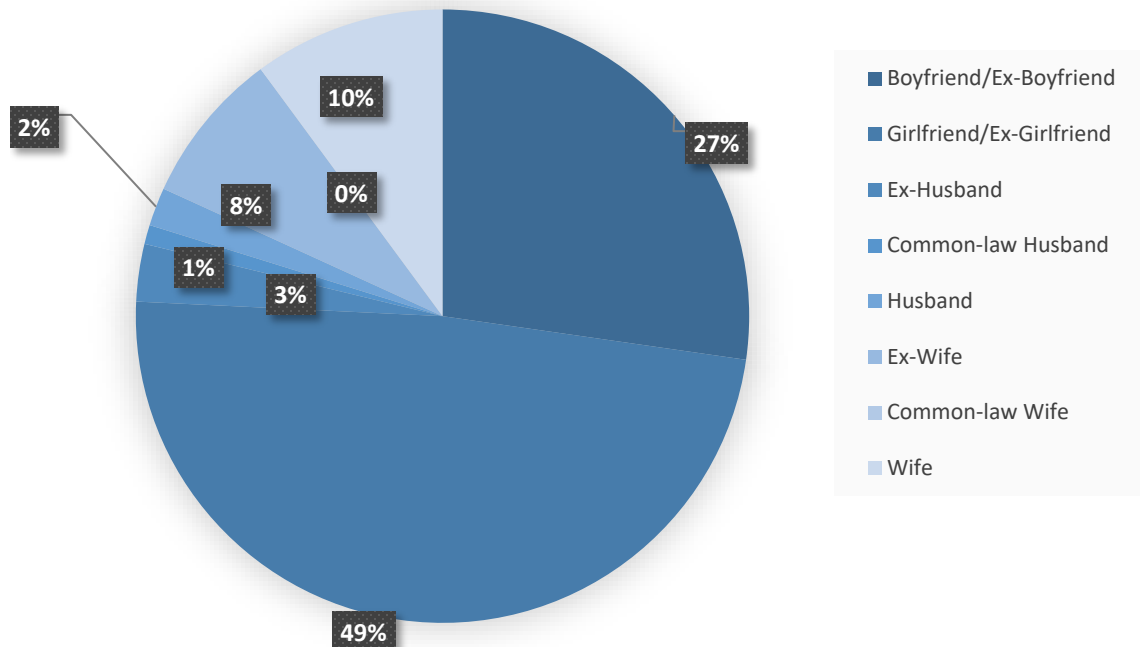


- There were **265** domestic violence rapes in 2018, representing **13 percent** of the **2,022** rapes reported in Alabama for that year. **144** domestic rapes were cleared for a **54 percent** clearance rate. **67 percent** of the clearances were exceptional.
- **97 percent** of the victims were females and **3 percent** were males. **67 percent** of the victims were white, and **30 percent** were black.
- A firearm was the weapon used in **3 percent** of the rapes; hands, fists, or feet were used as a weapon in **62 percent**; a knife was the weapon used in **3 percent**; and other dangerous weapons were used in **32 percent**.
- **43 percent** of the victims suffered additional injuries.
- **48 percent** of the victims were the girlfriend or ex-girlfriend of the offender, and **23 percent** of the victims were the wife or ex-wife of the offender.
- **84 percent** of the offenses occurred at a residence; **2 percent** occurred in a street or alley; **3 percent** occurred in a hotel or motel, and **11 percent** occurred in other locations.
- In **58 percent** of the rapes the offender was white; in **35 percent** the offender was black; and in **6 percent** of the rapes the race of the offender was unknown.
- **24 percent** of domestic rape victims were juveniles.

*Prior to 2013, Rape included only female victims. In 2013 the definition of rape was expanded by the FBI's Uniform Crime Reporting Program to include male victims and other types of sexual assault offenses. Because of this change, the number of reported rapes increased in 2017 compared to 2012.

Robbery

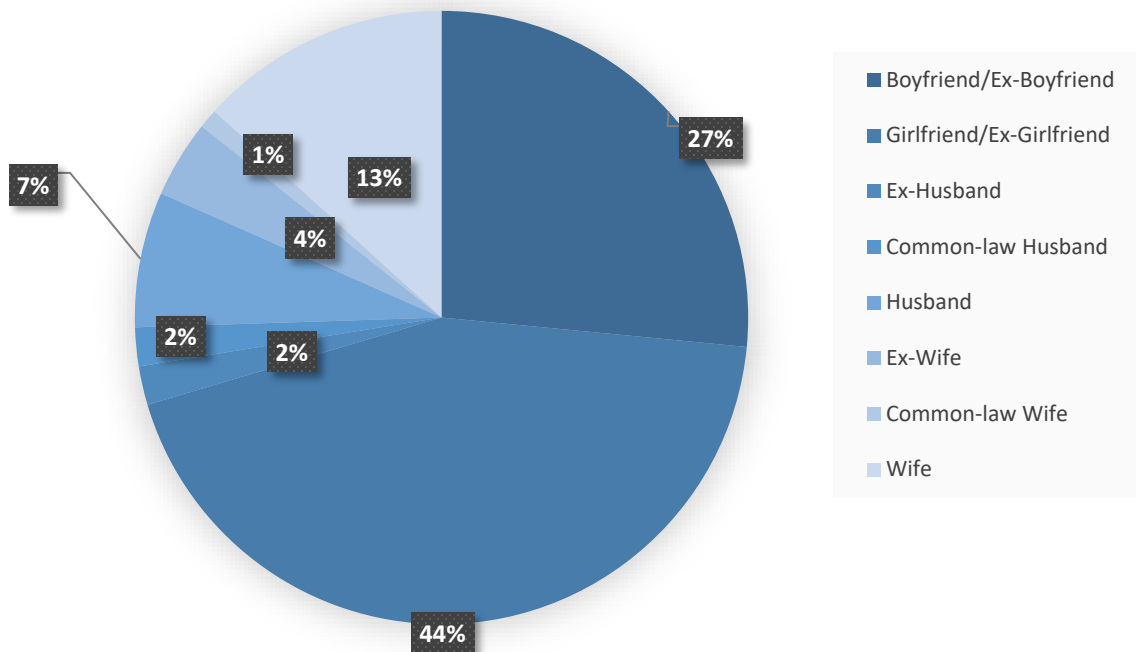
Relationship of Victim to Offender



- There were **106** robberies in 2018 that indicated domestic violence. This represents **3 percent** of the **3,885** robberies reported for Alabama in that year. **70** domestic robberies were cleared for a **33 percent** clearance rate. **55 percent** of the clearances were exceptional.
- A firearm was the weapon used in **18 percent** of the robberies; hands, fists or feet were used as a weapon in **60 percent**; a knife was the weapon used in **4 percent**; and other dangerous weapons were used in **18 percent**.
- **55 percent** of the victims suffered injuries.
- **48 percent** of the victims were the girlfriend or ex-girlfriend of the offender; **19 percent** of the victims were the wife or ex-wife of the offender; and **27 percent** were the boyfriend or ex-boyfriend of the offender.
- **50 percent** of the offenses occurred at a residence; **16 percent** occurred in a street or alley; **17 percent** occurred in a parking lot; and **17 percent** occurred in other locations.
- In **63 percent** of the robberies, the offender was black and in **85 percent** the offender was a male.

Aggravated Assault

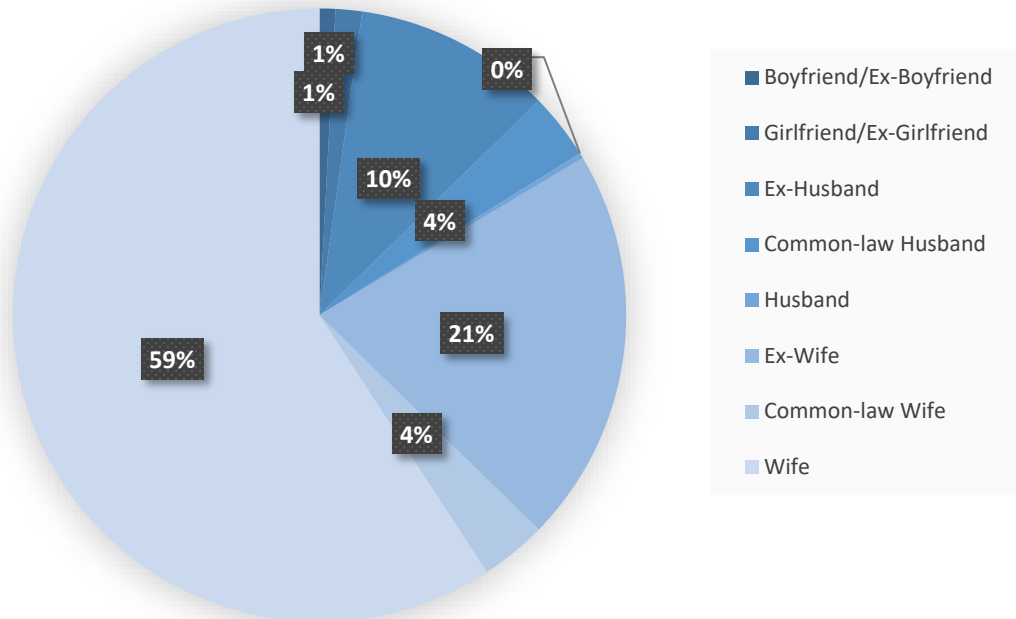
Relationship of Victim to Offender



- Of the **18,278** aggravated assaults reported in 2018, **3,808** were domestic aggravated assaults - or **21 percent** of all aggravated assaults reported in Alabama for that year. **2,316** incidents of domestic aggravated assault were cleared for a **61 percent** clearance rate. **48 percent** of the clearances were exceptional.
- A firearm was the weapon used in **16 percent** of the assaults; hands, fists or feet were used as a weapon in **47 percent**; a knife was the weapon used in **11 percent**; and other dangerous weapons were used in **26 percent**.
- **58 percent** of the victims were injured.
- **18 percent** of the victims were a wife or ex-wife of the offender; **43 percent** of the victims were a girlfriend or ex-girlfriend of the offender; **9 percent** of the victims were a husband or ex-husband of the offender; and **26 percent** were the boyfriend or ex-boyfriend of the offender. **52 percent** of the offenders were black, and **73 percent** were males.

Simple Assault

Relationship of Victim to Offender



- There were **30,956** domestic simple assaults reported in 2018, or **40 percent** of all the **78,525** simple assaults for that year. **18,874** incidents of domestic simple assaults were cleared for a **61 percent** clearance rate. **56 percent** of the clearances were exceptional, i.e. lack of prosecution.
- Hands, fists, feet or voice were used as a weapon in **73 percent** of these assaults; however, **40 percent** of the victims still reported injuries.
- **22 percent** of the victims were a wife or ex-wife to the offender; **41 percent** were a girlfriend or ex-girlfriend.

Domestic Violence Offenses by County

County	Homicide	Rape	Robbery	Aggravated Assault	Simple Assault
JEFFERSON	3	31	21	874	4,503
MOBILE	6	35	16	260	3,989
MONTGOMERY	3	1	4	124	1,496
AUTAUGA	1	3	2	23	548
BALDWIN	0	12	5	96	1,138
BARBOUR	0	2	0	17	138
BIBB	0	0	0	5	61
BLOUNT	0	2	0	100	283
BULLOCK	0	0	0	6	39
BUTLER	0	1	0	17	141
CALHOUN	2	9	11	253	582
CHAMBERS	0	5	1	18	348
CHEROKEE	0	4	0	24	152
CHILTON	0	0	1	31	190
CHOCTAW	0	1	0	5	17
CLARKE	0	1	0	17	130
CLAY	0	0	0	9	34
CLEBURNE	0	0	0	0	5
COFFEE	0	0	0	25	382
COLBERT	1	1	0	35	319

CONECUH	0	1	0	7	65
COOSA	0	1	0	7	35
COVINGTON	0	2	1	22	209
CRENSHAW	0	0	0	1	25
CULLMAN	0	9	0	7	419
DALE	0	2	0	38	417
DALLAS	0	3	2	31	390
DEKALB	0	7	0	35	282
ELMORE	0	9	3	20	626
ESCAMBIA	0	1	0	33	210
ETOWAH	2	5	1	100	704
FAYETTE	0	0	0	1	36
FRANKLIN	1	1	1	9	76
GENEVA	0	0	0	13	119
GREENE	0	0	0	11	37
HALE	0	0	0	1	8
HENRY	0	0	0	3	76
HOUSTON	1	7	4	127	1,221
JACKSON	0	1	1	90	61
LAMAR	0	0	0	5	20
LAUDERDALE	0	5	1	39	370
LAWRENCE	0	3	1	14	143
LEE	0	8	2	80	1,206
LIMESTONE	2	1	0	29	167

LOWNDES	0	0	0	6	40
MACON	0	2	0	15	74
MADISON	3	37	7	336	3,220
MARENGO	0	2	0	25	100
MARION	0	2	1	14	202
MARSHALL	0	5	0	66	389
MONROE	0	0	0	3	37
MORGAN	0	2	1	32	861
PERRY	0	0	0	2	34
PICKENS	0	0	1	9	33
PIKE	0	1	0	24	435
RANDOLPH	0	0	0	8	78
RUSSELL	1	4	0	16	148
SHELBY	0	2	0	57	380
ST. CLAIR	0	6	0	240	572
SUMTER	0	0	0	8	40
TALLADEGA	0	6	2	51	922
TALLAPOOSA	0	0	1	37	333
TUSCALOOSA	1	15	15	129	1,171
WALKER	0	6	0	38	317
WASHINGTON	0	0	0	8	36
WILCOX	0	0	0	10	24
WINSTON	1	1	0	12	93
TOTALS	28	265	106	3,808	30,956



For more information, please contact

Criminal Justice Services Division

Incident Reporting Unit

334.517.2466

Or, visit our website at

www.alea.gov