



Alabama Criminal Justice
Information Center
770 Washington Avenue (Suite 350)
Montgomery, AL 36130




Uniform Crime Reporting Division
Statistical Analysis Center

Statistical Analysis Center

Juvenile Victims of Violent Crime in Alabama 2007



Alabama Criminal Justice Information Center
Statistical Analysis Center
770 Washington Avenue (Suite 350)
Montgomery, Alabama 36130
334.242.4900



Juvenile Victims of Violent Crime in Alabama 2007


This report was produced by the Statistical Analysis Center of the Alabama Criminal Justice Information Center. Data presented in this report were provided by the Uniform Crime Reporting Division of ACJIC for the calendar year of 2007. For purposes of this report a juvenile is defined as a person 17 years of age or younger.

For more information, please contact

Carol Roberts, Public Information Specialist
Carol.Roberts@alacop.gov
334.242.4900

Lynn Childs, Public Information Manager
Lynn.Childs@alacop.gov
334.242.4900

Or, visit our website at
www.acjic.alabama.gov



**Alabama Criminal Justice Information Center
Maury Mitchell, Director**

**Uniform Crime Reporting/Statistical Analysis Center
Becki Goggins, Manager**

Carol Roberts, Public Information Specialist

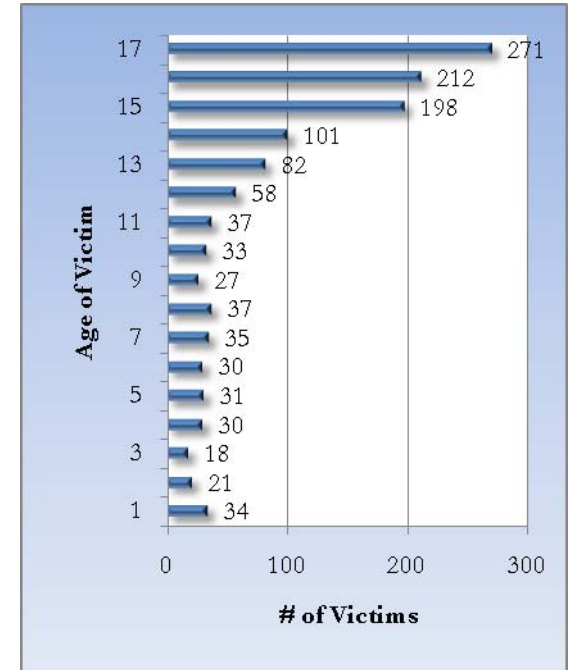
Juvenile Victims of Violent Crime

- Of the **19,808** violent offenses* reported in 2007, **11%** of the victims were juveniles. There were **2,170** juvenile victims: **28** juvenile homicide victims; **588** juvenile rape victims; **299** juvenile robbery victims; and **1,255** juvenile victims of aggravated assault.
- There were **9,156** juvenile victims of simple assault, representing **11%** of all victims of simple assaults reported in 2007.
- **47%** of the victims were males, and **53%** were females. **57%** of the victims were black, and **43%** were white.
- A firearm was the weapon used in **23%** of the offenses; hands, fists, or feet were used as a weapon in **54%**; a knife was the weapon used in **7%**; and other dangerous weapons were used in **16%**.
- **38%** of the victims suffered injuries: **18%** were injured with a firearm; **7%** were injured with a knife; **53%** were injured with fists, feet or hands; and **23%** were injured with other dangerous weapons.
- **69%** of the victims were acquainted with or related to the offender; **9%** of the offenders were strangers; and in **22%** of the offenses the offender was unknown. In **27%** of the offenses, the offender was also a juvenile.
- **54%** of the offenses occurred at a residence; **18%** occurred in a street or alley; **6%** occurred at a school; **5%** occurred in a parking lot; and **18%** occurred in other locations.

*Excluding simple assaults

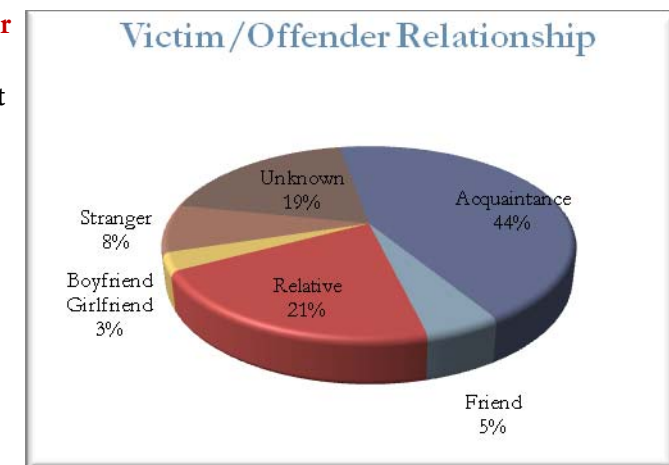
Juvenile Victims of Aggravated Assault

Victim's Age	Number
1	34
2	21
3	18
4	30
5	31
6	30
7	35
8	37
9	27
10	27
11	33
12	37
13	58
14	82
15	101
16	198
17	212
18	271



Relationship of Victim and Offender

The Victim was:	Percent
Acquaintance	44%
Friend	5%
Relative	21%
Boyfriend/Girlfriend	3%
Stranger	8%
Unknown	19%



Juvenile Victims of Assault

Aggravated

- There were **1,255** juvenile assault victims in 2007, representing **11%** of all victims of the **11,019** aggravated assaults reported in Alabama for that year. **61%** of the victims were males, and **39%** were females. **60%** of the victims were black, and **45%** were white.
- A firearm was the weapon used in **24%** of the assaults; hands, fists, or feet were used as a weapon in **44%**; a knife was the weapon used in **10%**; and other dangerous weapons were used in **22%**.
- **47%** of the victims were injured: **19%** with a firearm; **9%** with a knife; **45%** with fists, feet or hands; and **27%** with other dangerous weapons
- **73%** of the victims were acquainted with or related to the offender; **8%** of the offenders were strangers; and in **19%** of the assaults the offender was unknown. In **30%** of the assaults the offender was also a juvenile.
- **52%** of the assaults occurred at a residence; **20%** occurred in a street or alley; **8%** occurred at a school; and **20%** occurred in other locations.

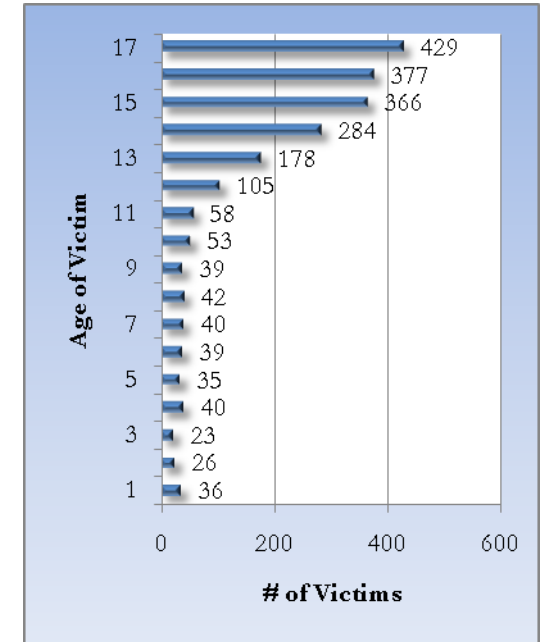
Simple

- There were **9,156** juvenile victims of simple assault in 2007, or **11%** of all victims of simple assaults for that year. **52%** of the victims were females and **48%** were males; **55%** were black and **45%** were white.
- **80%** of the victims were acquainted with or related to the offender; **4%** were strangers; and in **16%** of the offenses the offender was unknown.

By definition, a simple assault is an assault which did not involve the use of a firearm, knife, cutting instrument or other dangerous weapon and in which the victim did not sustain serious or aggravated injuries.

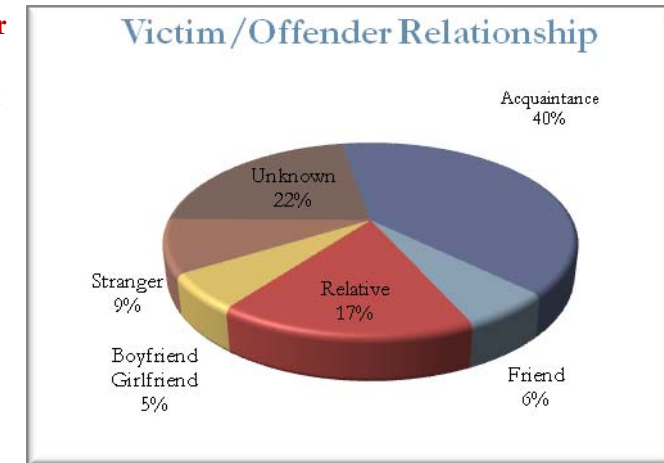
Juvenile Victims of Violent Crime

Victim's Age	Number
1	36
2	26
3	23
4	40
5	35
6	39
7	40
8	42
9	39
10	53
11	58
12	105
13	178
14	284
15	366
16	377
17	429



Relationship of Victim and Offender

The Victim was:	Percent
Acquaintance	40%
Friend	6%
Relative	17%
Boyfriend/Girlfriend	6%
Stranger	9%
Unknown	22%

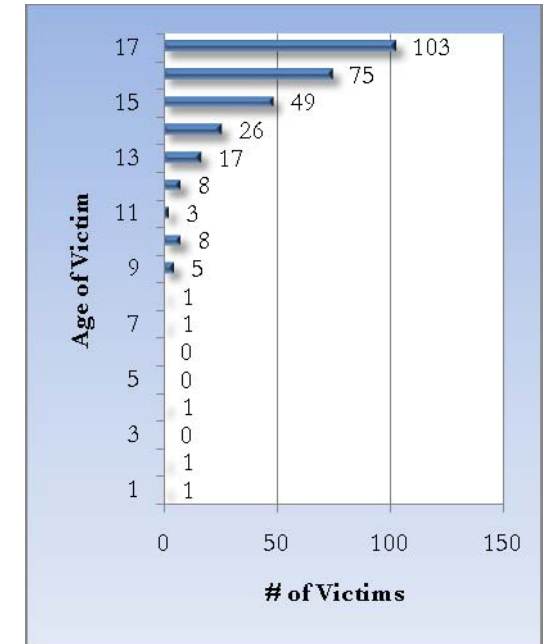


Juvenile Victims of Homicide

- There were **28** juvenile homicide victims in 2007, representing **7%** of the victims of the **391** homicides reported in Alabama for that year. Four juveniles were killed by another juvenile.
- **74%** of the victims were males, and **26%** were females. **75%** of the victims were black, and **25%** were white.
- A firearm was the weapon used in **68%** of the homicides; hands, fists, or feet were used as a weapon in **7%**; a knife was the weapon used in **4%**; and other dangerous weapons were used in **21%**.
- In **52%** of the homicides the victim was related to or acquainted with the offender; in **20%** the victim and offender were strangers; and in **28%** the offender was unknown.
- **60%** of the homicides occurred at a residence; **28%** occurred in a street or alley; and **12%** occurred in other locations.
- In **14%** of the homicides the offender was also a juvenile.

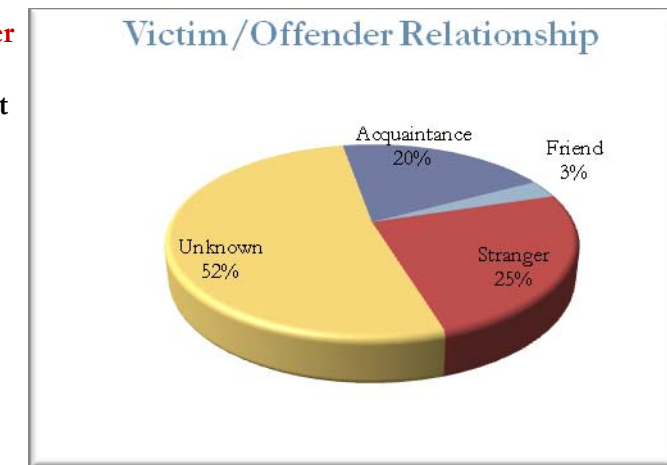
Juvenile Victims of Robbery

Victim's Age	Number
1	1
2	1
3	0
4	1
5	0
6	0
7	1
8	1
9	5
10	8
11	3
12	8
13	17
14	26
15	49
16	75
17	103



Relationship of Victim and Offender

The Victim was:	Percent
Acquaintance	20%
Friend	3%
Stranger	25%
Unknown	52%

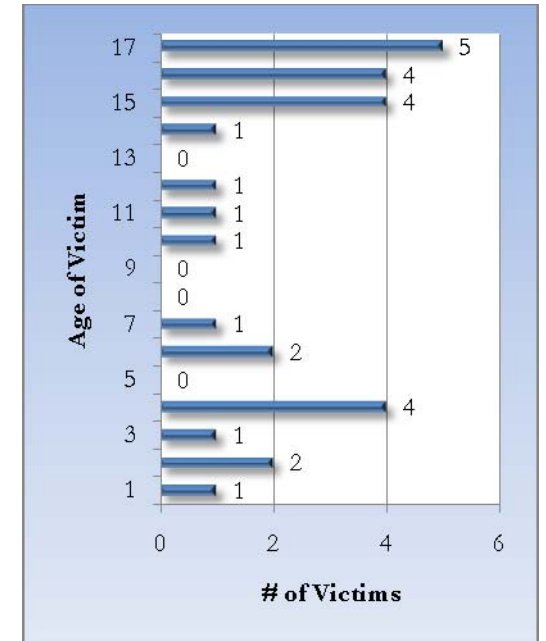


Juvenile Victims of Robbery

- There were **6,990** robberies reported in 2007, and **299** juveniles were robbery victims, representing **4%** of all robbery victims in Alabama for that year. **60%** of the victims were black and **40%** were white; **82%** were males, and **18%** were females.
- A firearm was the weapon used in **54%** of the robberies; hands, fists, or feet were used as a weapon in **36%**; a knife was the weapon used in **2%**; and other dangerous weapons were used in **8%**.
- **21%** of the victims suffered injuries: **26%** were injured with a firearm; **0%** were injured with a knife; **62%** were injured with fists, feet or hands; and **12%** were injured with other dangerous weapons.
- **23%** of the victims were acquainted with or related to the offender; **25%** of the offenders were strangers; and in **52%** of the offenses the offender was unknown.
- **15%** of the offenses occurred at a residence; **34%** occurred in a street or alley; **6%** occurred at a school; **15%** occurred in a parking lot; **3%** occurred at a store; and **27%** occurred in other locations.
- In **22%** of the robberies, the offender was also a juvenile.

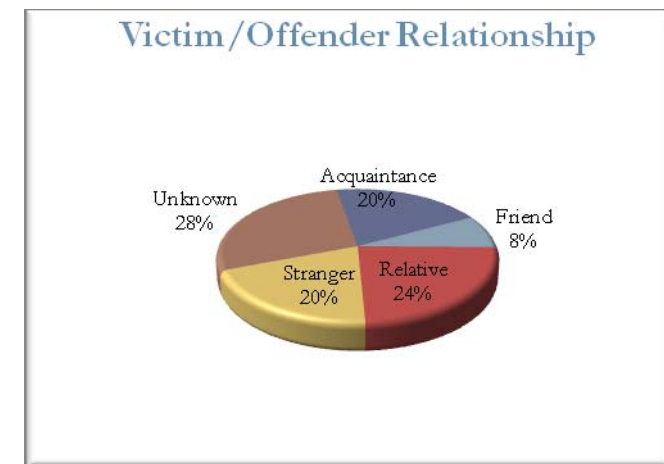
Juvenile Victims of Homicide

Victim's Age	Number
1	1
2	2
3	1
4	4
5	0
6	2
7	1
8	0
9	0
10	1
11	1
12	1
13	0
14	1
15	4
16	4
17	5



Relationship of Victim and Offender

The Victim was:	Percent
Acquaintance	20%
Friend	8%
Relative	24%
Stranger	20%
Unknown	28%

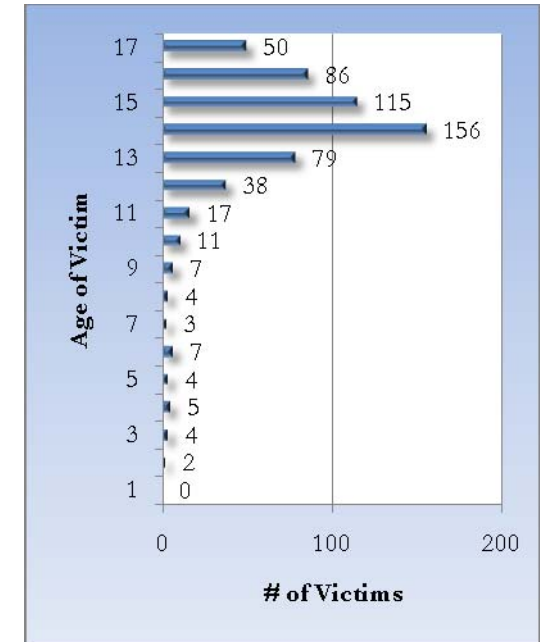


Juvenile Victims of Rape

- There were **588** juvenile female rape victims in 2007, representing **42%** of the **1,408** rapes reported in Alabama for that year. **47** juvenile victims were 10 years of age or younger. **49%** of the victims were black females and **51%** were white females.
- A firearm was the weapon used in **2%** of the rapes; hands, fists, or feet were used as a weapon in **86%**; a knife was the weapon used in **1%**; and unknown weapons were used in **11%**.
- **23%** of the victims suffered injuries: **2%** were injured with a firearm; **1%** were injured with a knife; **90%** were injured with fists, feet or hands; and **7%** were injured with other dangerous weapons.
- **83%** of the victims were acquainted with or related to the offender; **4%** of the offenders were strangers; and in **13%** of the rapes the offender was unknown.
- **77%** of the offenses occurred at a residence; **4%** occurred in a street or alley; **2%** occurred at a school; and **17%** occurred in other locations.
- In **23%** of the rapes the offender was also a juvenile.

Juvenile Victims of Rape

Victim's Age	Number
1	0
2	2
3	4
4	5
5	4
6	7
7	3
8	4
9	7
10	11
11	17
12	38
13	79
14	156
15	115
16	86
17	50



Relationship of Victim and Offender

The Victim was:	Percent
Acquaintance	42%
Friend	10%
Relative	17%
Girlfriend	14%
Stranger	4%
Unknown	13%

