



# Juvenile Victims of Violent Crimes in Alabama 2018



A PUBLICATION OF THE  
ALABAMA LAW ENFORCEMENT AGENCY  
CRIMINAL JUSTICE SERVICES DIVISION

# Juvenile Victims of Violent Crime in Alabama

This report was produced by the Criminal Justice Services Division of the Alabama Law Enforcement Agency. Data presented in this report were provided by the CJIS Administration Division of ALEA for the calendar year of 2018. For purposes of this report a juvenile is defined as a person 17 year of age or younger.

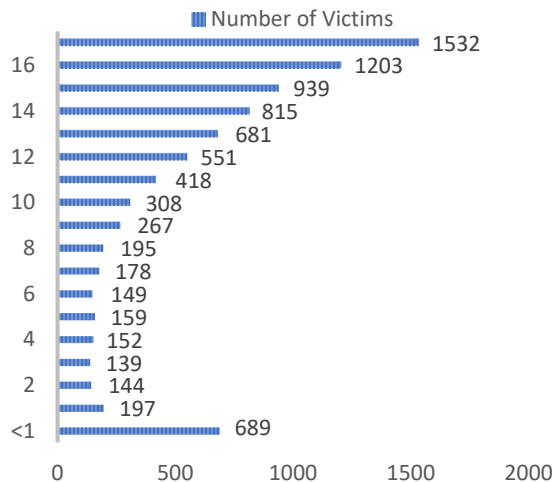


**Alabama Law Enforcement Agency**

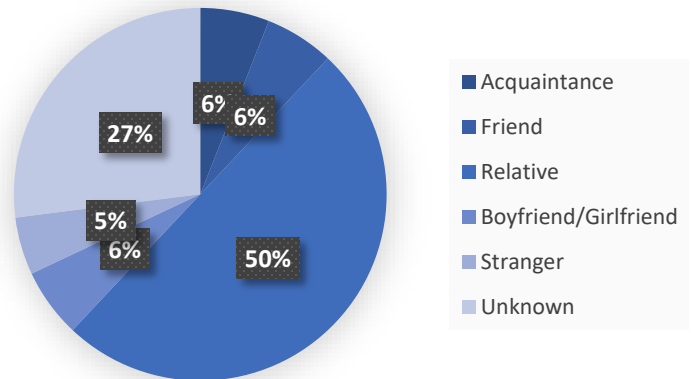
**Hal Taylor, Secretary of Law Enforcement**

The Alabama Law Enforcement Agency (ALEA) was created by Act 2013-67 and represents the consolidation and realignment of 12 state law enforcement agencies/functions into one entity. ALEA is responsible for the functions and missions of the Alabama Department of Homeland Security, Department of Public Safety, Alabama Bureau of Investigation, Fusion Center, Criminal Justice Information Center, Marine Police, Alcoholic Beverage Control Board Enforcement, Department of Revenue Enforcement, Forestry Commission Investigations, Agricultural and Industry Investigations, Public Service Commission Enforcement, and Office of Prosecution Service Computer Forensics Lab.

# Juvenile Victims of Violent Crime



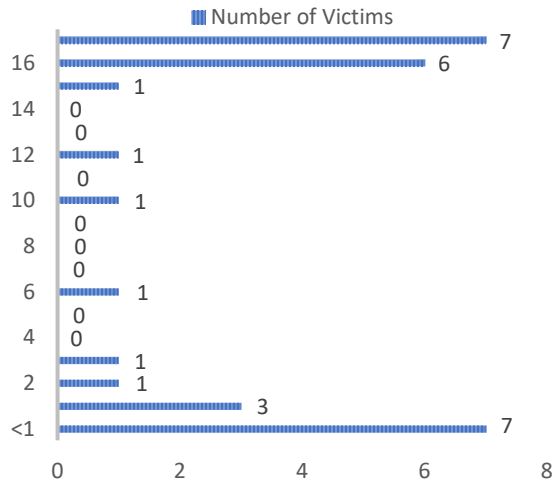
## Victim/Offender Relationship



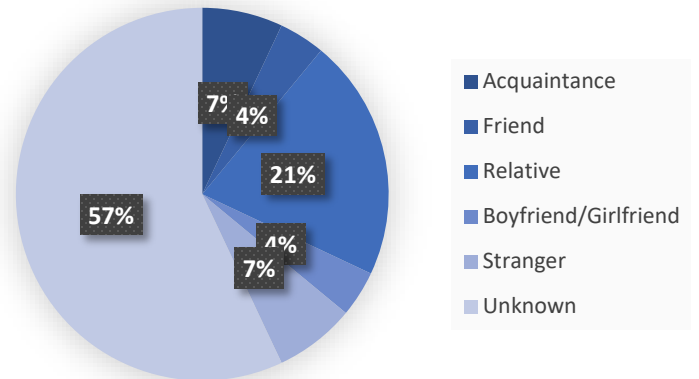
- Of the **24,813** violent offenses\* reported in 2018, **3 percent** of the victims were juveniles. There were **8,716** juvenile victims: **29** juvenile homicide victims; **851** juvenile rape victims; **187** juvenile robbery victims; and **1,438** juvenile victims of aggravated assault.
- There were **6,211** juvenile victims of simple assault, representing **12 percent** of all victims of simple assaults reported in 2018.
- **46 percent** of the victims were males, and **54 percent** were females. **49 percent** of the victims were black, and **48 percent** were white.
- A firearm was the weapon used in **3 percent** of the offenses; hands, fists, or feet were used as a weapon in **60 percent**; a knife was the weapon used in **2 percent**; and other dangerous weapons were used in **35 percent**.
- **82 percent** of the victims were acquainted with or related to the offender; **3 percent** of the offenders were strangers; and in **15 percent** of the offenses the offender was unknown.
- **52 percent** of the offenses occurred at a residence; **11 percent** occurred in a street or alley; **7 percent** occurred at a school; **4 percent** occurred in a parking lot; and **25 percent** occurred in other locations.

\*Excluding simple assault

# Juvenile Victims of Homicide

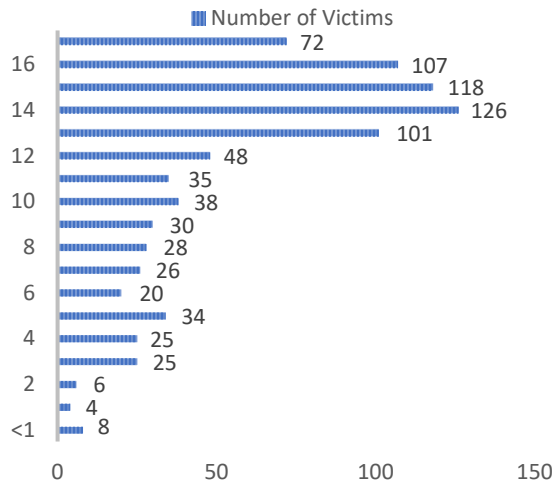


## Victim/Offender Relationship

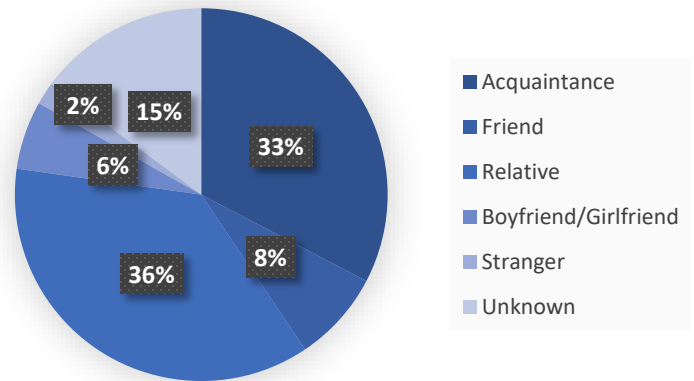


- There were **29** juvenile homicide victims in 2018, representing **7 percent** of the victims of the **387** homicides reported in Alabama for that year.
- **45 percent** of the victims were males, and **54 percent** were females. **49 percent** of the victims were black, and **48 percent** were white.
- A firearm was the weapon used in **38 percent** of the homicides; hands, fists, or feet were used as a weapon in **10 percent**; a knife was the weapon used in **3 percent**; and other dangerous weapons were used in **49 percent**.
- In **50 percent** of the homicides the victim was related to or acquainted with the offender; in **7 percent** the victim and offender were strangers; and in **43 percent** the offender was unknown.
- **55 percent** of the homicides occurred at a residence; **10 percent** occurred in a street or alley; and **35 percent** occurred in other locations.

# Juvenile Victims of Rape



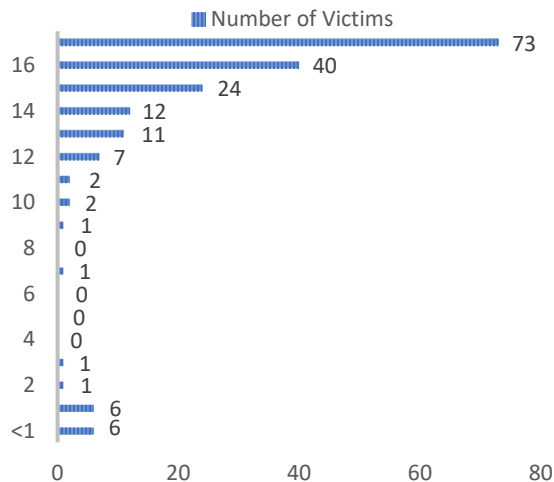
## Victim/Offender Relationship



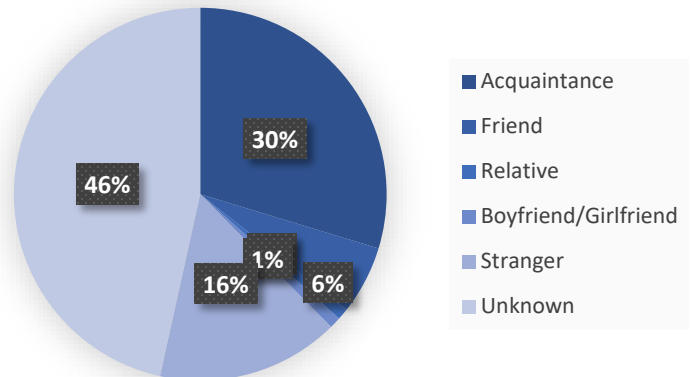
- There were **724** juvenile female rape victims in 2018, representing **44 percent** of the **2,017** rapes reported in Alabama for that year.
- **244** juvenile victims were 10 years of age or younger. **85 percent** of the victims were females and **15 percent** were males. **61 percent** were white and **35 percent** were black.
- A firearm was the weapon used in **1 percent** of the rapes; hands, fists, or feet were used as a weapon in **59 percent**; a knife was the weapon used in **1 percent**; and unknown weapons were used in **8 percent**.
- **87 percent** of the victims were acquainted with or related to the offender; **2 percent** of the offenders were strangers; and in **11 percent** of the rapes the offender was unknown.
- **77 percent** of the offenses occurred at a residence; **2 percent** occurred in a street or alley; **6 percent** occurred at a school; and **15 percent** occurred in other locations.

\*Prior to 2013, Rape included only female victims. In 2013 the definition of rape was expanded by the FBI's Uniform Crime Reporting Program to include male victims and other types of sexual assault offenses. Because of this change, the number of reported rapes increased in 2016 compared to 2012.

# Juvenile Victims of Robbery

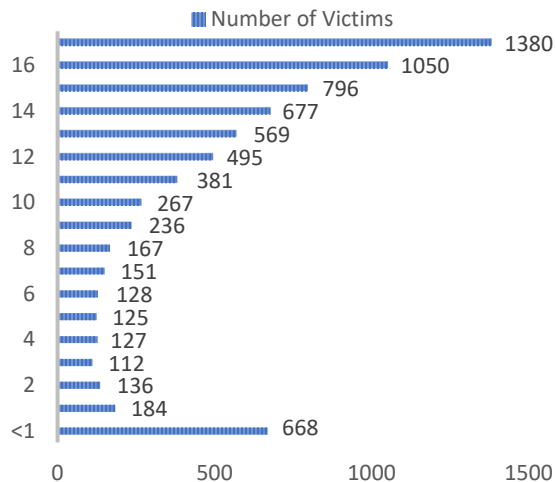


## Victim/Offender Relationship

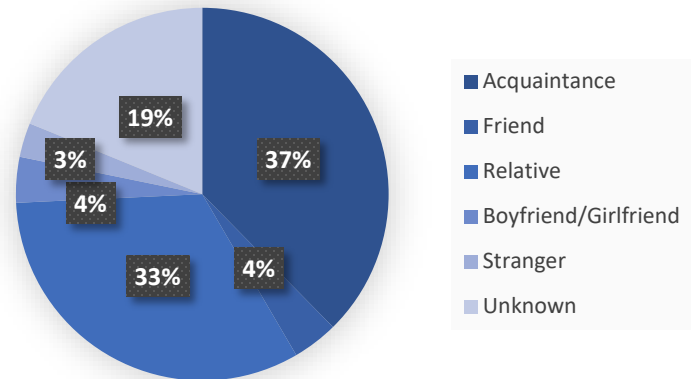


- There were **3,908** robberies reported in 2018, and **187** juveniles were robbery victims, representing **4 percent** of all robbery victims in Alabama for that year.
- **53 percent** of the victims were black and **42 percent** were white; **78 percent** were males, and **21 percent** were females.
- A firearm was the weapon used in **63 percent** of the robberies; hands, fists, or feet were used as a weapon in **28 percent**; a knife was the weapon used in **1 percent**; and other dangerous weapons were used in **8 percent**.
- **43 percent** of the victims were acquainted with or related to the offender; **16 percent** of the offenders were strangers; and in **41 percent** of the offenses the offender was unknown.
- **28 percent** of the offenses occurred at a residence; **35 percent** occurred in a street or alley; **3 percent** occurred at a school; **11 percent** occurred in a parking lot; **3 percent** occurred in a park or playground; and **20 percent** occurred in other locations.

# Juvenile Victims of Assault



## Victim/Offender Relationship



## Aggravated

- There were **1,438** juvenile assault victims in 2018, representing **7 percent** of all victims of the **18,460** aggravated assaults reported in Alabama for that year. **56 percent** of the victims were males, and **43 percent** were females. **56 percent** of the victims were black, and **42 percent** were white.
- A firearm was the weapon used in **25 percent** of the assaults; hands, fists, or feet were used as a weapon in **40 percent**; a knife was the weapon used in **5 percent**; and other dangerous weapons were used in **30 percent**.
- **70 percent** of the victims were acquainted with or related to the offender; **5 percent** of the offenders were strangers; and in **25 percent** of the assaults the offender was unknown.
- **51 percent** of the assaults occurred at a residence; **15 percent** occurred in a street or alley; **15 percent** occurred at a school; and **19 percent** occurred in other locations.

## Simple

- There were **6,211** juvenile victims of simple assault in 2018, or **8 percent** of all victims of simple assaults for that year. **53 percent** of the victims were females and **46 percent** were males; **49 percent** were black and **47 percent** were white.
- **85 percent** of the victims were acquainted with or related to the offender; **2 percent** were strangers; and in **13 percent** of the offenses the offender was unknown.

*By definition, a simple assault is an assault which did not involve the use of a firearm, knife, cutting instrument or other dangerous weapon and in which the victim did not sustain serious or aggravated injuries.*



**For more information, please contact**

Criminal Justice Services Division

Incident Reporting Unit

334.517.2466

Or, visit our website at

[www.alea.gov](http://www.alea.gov)